



2000
EMBRAER
135LR

SN 145326


2000
EMBRAER
135LR

SN 145326

About this Aircraft

The Embraer ERJ-135 Corporate Shuttle offers a smart blend of comfort, reliability, and cost-efficiency for transporting teams and executives. Straddling the line between commercial and private aviation, it provides the flexibility of a private jet with the operational scale of a regional aircraft. This particular ERJ-135 has been corporately owned and meticulously maintained by a U.S.-based Fortune 150 company. It includes full engine and APU programs, L5 internet, and can be delivered with a fresh gear overhaul scheduled for July 2025.

With a spacious, executive-class layout for up to 30 passengers, the aircraft emphasizes productivity and comfort. Its eco-efficient design further reduces its carbon footprint compared to multiple smaller jets, making it ideal for corporate travel, government or VIP transport, sports team logistics, or shuttle services between company sites.



2000 EMBRAER 135LR

SN 145326

Highlights

- ✓ FRESH LANDING GEAR OVERHAUL JULY 2025
- ✓ ROLLS ROYCE CORPORATE CARE - ENGINES
- ✓ HONEYWELL MSP
- ✓ 30 PAX CONFIGURATION
- ✓ GOGO AVANCE L5 INTERNET CONNECTIVITY

General Information

MANUFACTURER & MODEL	Embraer 135LR
AIRCRAFT SERIAL NUMBER	145326
DATE OF MANUFACTURE	2000
BASE LOCATION	Columbus, IN

Engines & APU

	ENGINE #1	ENGINE #2	APU
MODEL	AE3007A1/3	AE3007A1/3	T-62T-40C14
SERIAL NUMBER(S)	CAE311444	CAE311240	SP-E0314622
TOTAL HOURS SINCE NEW	34,657.2	32,644.2	11,958
TOTAL CYCLES SINCE NEW	30,091	29,830	18,850
MAINTENANCE PROGRAM	RR Corporate Care	RR Corporate Care	JSSI

Airframe Time & Cycles

TOTAL TIME SINCE NEW	23,022.9 Hours
TOTAL LANDINGS SINCE NEW	20,210 Landings

Maintenance Status

INSPECTION	LAST COMPLETED	DUE NEXT
P3	April 2025	July 2025
P6	January 2025	July 2025
P12	January 2025	January 2026
P18	January 2025	July 2026
P24	January 2024	January 2026
P30	January 2024	July 2026
P36	January 2024	January 2027
P48	February 2022	February 2026
P60	January 2024	January 2029
P72	February 2020	February 2026
P96	February 2022	February 2030
P120	January 2016	January 2026
P144	July 2016	July 2028
P180	January 2016	February 2027
Winter Package	January 2025	January 2026
Aircraft Weight and Balance	January 2023	January 2026
Landing Gear Overhaul	March 2014	March 2026

Specifications and descriptions are provided as introductory information and do not constitute representations or warranties. Verification remains the sole responsibility of purchaser. Photographs and images may have been modified to protect the privacy of the aircraft owner. The aircraft is subject to sale, lease, and/or removal from the market without notice.

2000 EMBRAER 135LR

SN 145326

Highlights

- ✓ FRESH LANDING GEAR OVERHAUL JULY 2025
- ✓ ROLLS ROYCE CORPORATE CARE - ENGINES
- ✓ HONEYWELL MSP
- ✓ 30 PAX CONFIGURATION
- ✓ GOGO AVANCE L5 INTERNET CONNECTIVITY

Connectivity

HIGH SPEED INTERNET

Gogo Avance L5

PHONE SYSTEM

2 Phones: Cockpit and
Vestibule/Galley

Interior

NUMBER OF PASSENGERS

30 Passengers

GALLEY LOCATION

Forward

INTERIOR CONFIGURATION

Ten Rows 1x2 Fwd Facing Airline Configuration

Exterior

LAST PAINTED DATE

2014

BASE PAINT COLOR(S)

Matterhorn White

STRIPE COLOR(S)

Flat Black/ Kingston Grey/ Red

Additional Amenities

VESTIBULE/GALLEY APPLIANCES

2 Heated Liquid Containers

EQUIPMENT

2 Trolleys

Weight & Balance

AIRCRAFT EMPTY WEIGHT

25,615 lbs

LAST WEIGHED

January 2023

REWEIGH DUE (IF UNDER PART 135)

January 2026

2000 EMBRAER 135LR

SN 145326

Highlights

- ✓ FRESH LANDING GEAR OVERHAUL JULY 2025
- ✓ ROLLS ROYCE CORPORATE CARE - ENGINES
- ✓ HONEYWELL MSP
- ✓ 30 PAX CONFIGURATION
- ✓ GOGO AVANCE L5 INTERNET CONNECTIVITY



Equipment

Collins Airshow 500

60 Hz Outlets in Cockpit

Avionics

WU-660 Radar

FDR/CVR/DAU

Dual Nav RNZ-851

5-Tube DU-850 Display

Dual CD-830 CDU

Dual DC-550 Display Controller

Dual NZ-2010 Nav Computer

GC-550 Autopilot Controller with WAAS/LPV/VNAV

Dual RCZ-833M Comm Unit

Dual DA-800 DCU's

Dual AZ-850 MADC

GoGo L5

Dual AH-900 AHRS

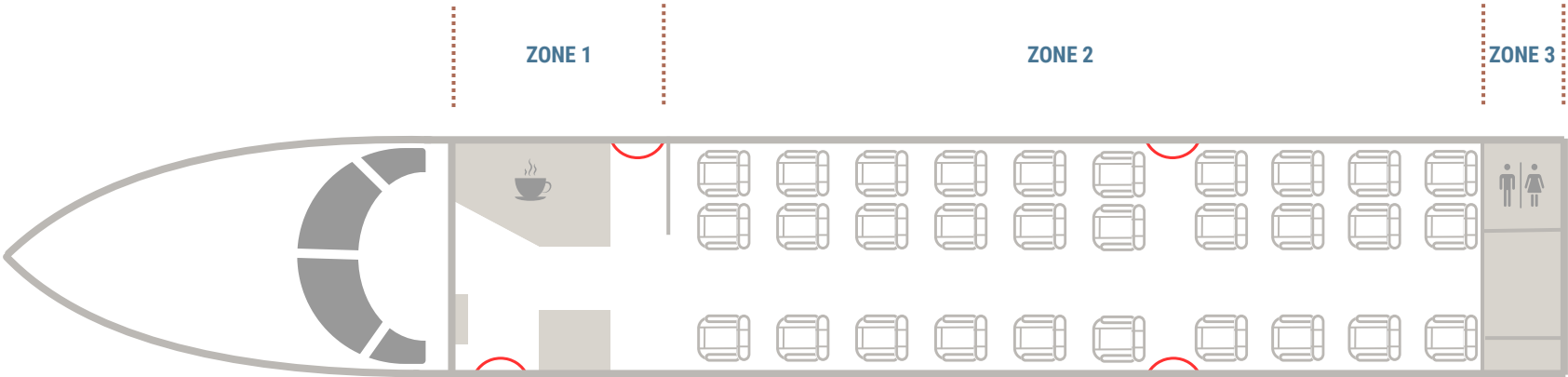
Triple AV-850 Audio Control Panel

Dual RM-855 Radio Management Unit

2000
EMBRAER
135LR

SN 145326

Cabin Floorplan



Zone 1

Vestibule Page 7
Storage

Zone 2

Cabin..... Page 8
(x30) Fwd Facing Airplane Configuration

Zone 3

Aft Lav Page 10

2000 EMBRAER 135LR

SN 145326

Zone 1



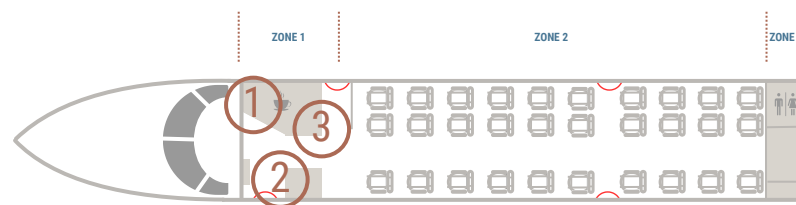
1. Entry Storage



2. Vestibule



3. Trolley Cart Storage



2000 EMBRAER 135LR

SN 145326

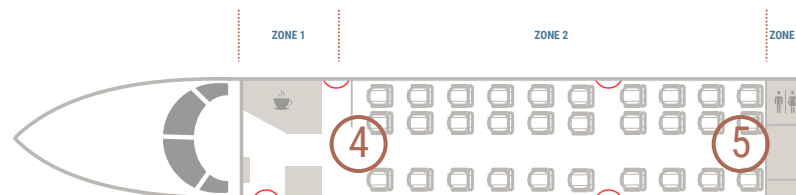
Zone 1



4. Cabin Looking Aft



5. Cabin Looking Fwd



2000
EMBRAER
135LR

SN 145326

Zone 2




6. Lav



7. Sink




8. Lav Entrance



2000
EMBRAER
135LR

SN 145326

Cockpit



2000
EMBRAER
135LR

SN 145326

Exterior Photos



2000
EMBRAER
135LR

SN 145326




Connect with Our Team

VanAllen is a full-service business aviation consulting firm focused on providing strategic guidance to business aviation users. For over 30 years, we have provided our clients insight and actionable recommendations to support the selection, application, and improvement of their private aviation services. We partner with our clients to provide innovative solutions, maximum value, and sustained excellence.

To learn more about this aircraft or to speak with a VanAllen Managing Director, contact us today.

VanAllen

525 Clubhouse Dr., Suite 150
Peachtree City, GA 30269
info@vanallen.com
(770) 507-5001

-  [VanAllen.com](https://www.vanallen.com)
-  [Linkedin.com/company/the-vanallen-group/](https://www.linkedin.com/company/the-vanallen-group/)
-  [VanAllen YouTube Channel](#)

